

## GaAs MMIC Monolithic Integrated 0 Degree Power Divider , 6-18 GHz

### Performance characteristics

- Frequency range: 6-18 GHz
- Insertion loss : 1.3 dB
- Isolation: 26dB
- Phase imbalance:1.0°
- Amplitude imbalance: 0.5dB
- 50Ohm input / output
- Chip size: QFN 3X3

### Product Introduction

GPD-0618A-CQ3 monolithic integrated 0 degree power divider has low insertion loss and good isolation in the frequency range of 6 ~ 18 GHz , and is suitable for microwave hybrid integrated circuits and multi-chip modules. This chip adopts 3 x 3 mm ceramic surface mount package, and the surface of the pin pad is gold-plated, which is suitable for reflow soldering installation process.

Use restriction parameter <sup>1</sup>	
Maximum input power	+40dBm
Operating temperature	-55 ~ +85°C
Storage temperature	-65 ~ +150°C

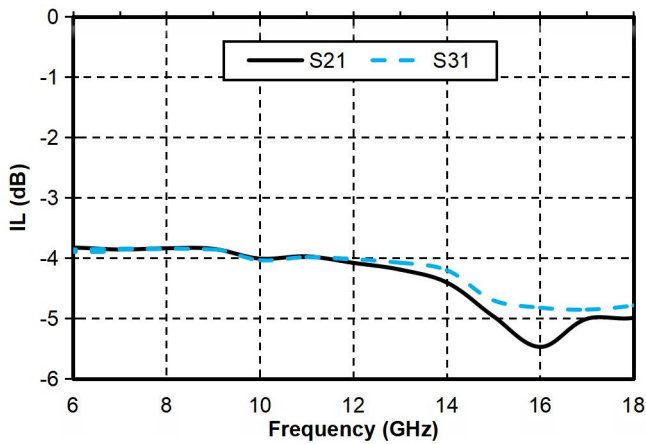
【1】 Exceeding any of these maximum limits may cause permanent damage.

Electrical performance parameters ( TA = +25°C)				
Index	Minimum	Typical Value	Maximum	Unit
Frequency Range	6-18			GHz
Insertion loss	-	1.3	-	dB
Insertion loss fluctuation		± 0.8		dB
Isolation	-	23	-	dB
Phase imbalance	-	1.0	-	degree
Amplitude imbalance	-	0.5	-	dB
Input return loss	-	18	-	dB
Output return loss	-	18	-	dB

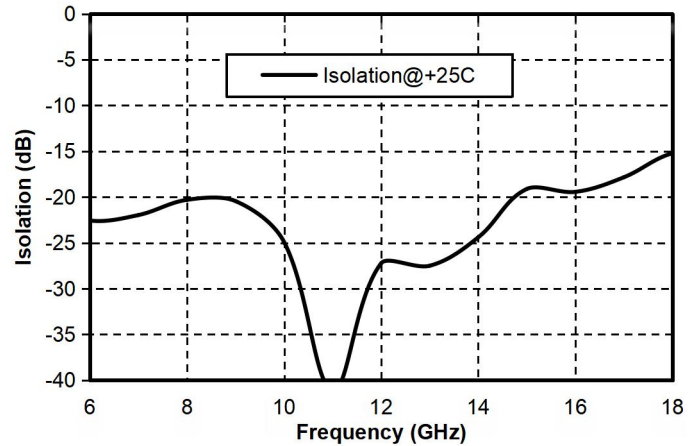
## GaAs MMIC Monolithic Integrated 0 Degree Power Divider , 6-18 GHz

### Main index test curve

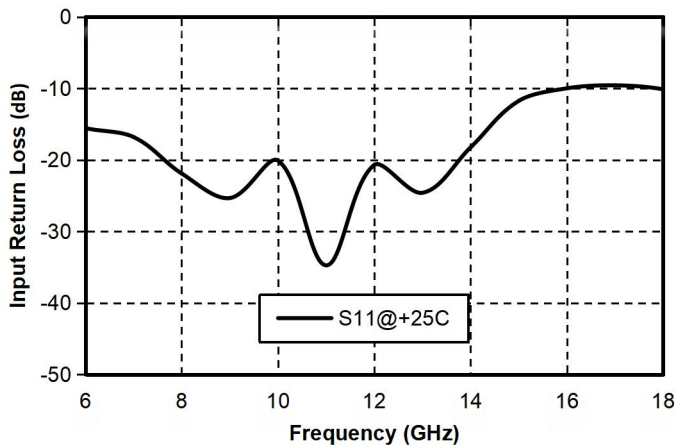
Insertion Loss vs. Operating Frequency



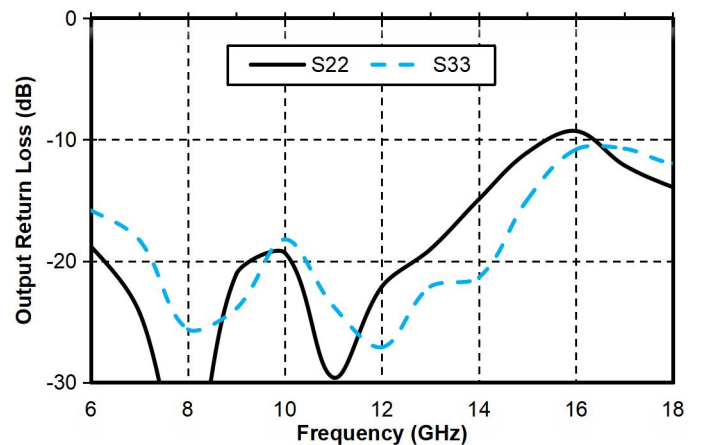
Isolation vs. Operating Frequency



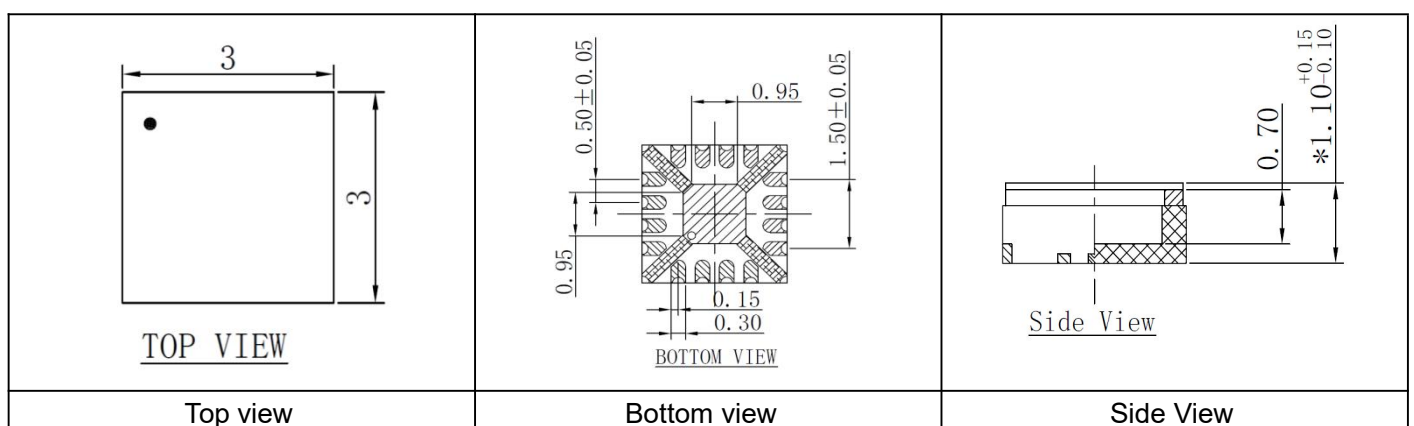
Input Return Loss vs. Operating Frequency



Output Return Loss vs. Operating Frequency



### Appearance structure

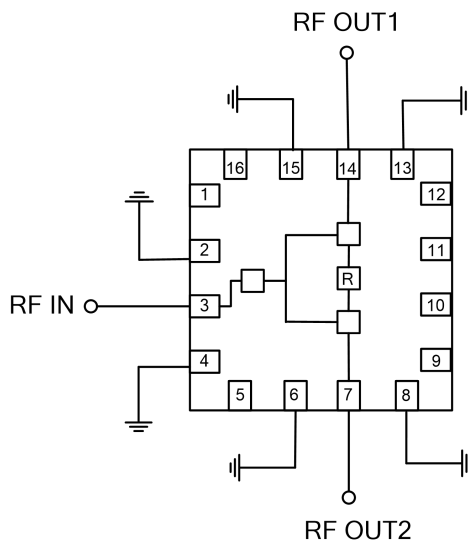


Unmarked tolerance:  $\pm 0.13$  , unit: mm .

## GaAs MMIC Monolithic Integrated 0 Degree Power Divider , 6-18 GHz

Pin Definition		
Bonding point number	Function Symbol	Functional Description
3	RFIN	RF signal input terminal
7, 14	RFOUT	RF signal output terminal
2, 4, 6, 8, 13, 15	GND	The bottom of the chip needs to be well grounded to RF and DC
Other	NC	No welding required

## Recommended assembly drawing



## Precautions for use

- Sealing material : Ceramic material that meets ROHS standards
- Lead frame material: copper alloy
- Lead surface plating: gold, gold layer thickness greater than 1.5um
- Maximum reflow peak temperature: 260 °C