

GaAs MMIC Bandpass Filter Chip , 15.5-18GHz

Performance characteristics

- Frequency range: 15.5 - 18 GHz
- Passband loss : 4 dB
- Stopband attenuation: $\geq 20\text{dB}@14.9\text{ GHz}$, $\geq 20\text{dB}@18.9\text{ GHz}$
- Stopband attenuation: $\geq 40\text{ dB}@14.3\text{ GHz}$, $\geq 40\text{ dB}@15.9\text{ GHz}$
- Chip size: 1.72 x 1.2 x 0.1mm

Use limit parameters

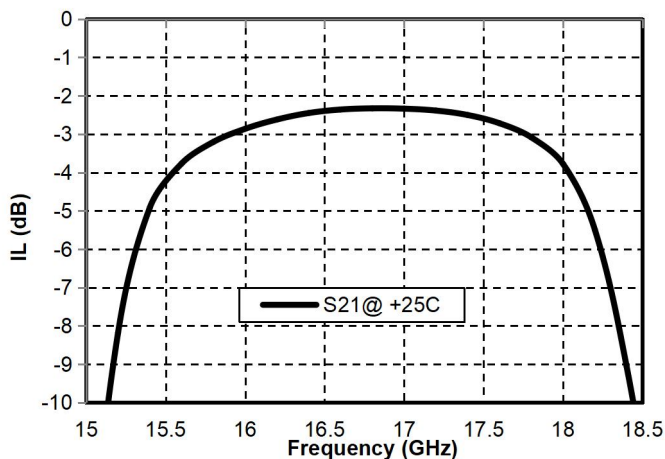
Maximum input power	30	dBm
storage temperature	-65 ~ +150	degree
Operating temperature	-55 ~ +120	degree

Product Introduction

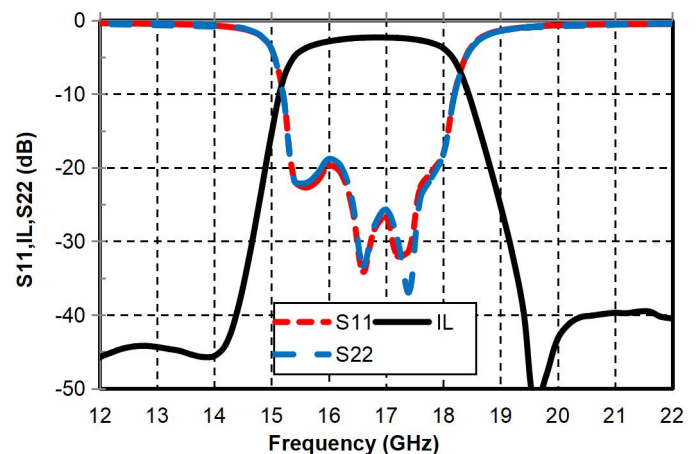
GFB-1518A is a bandpass filter chip with a frequency range of 15.5~18 GHz , an in-band insertion loss of 4 dB , and an in-band standing wave of 1.3 .

Main index test curve :

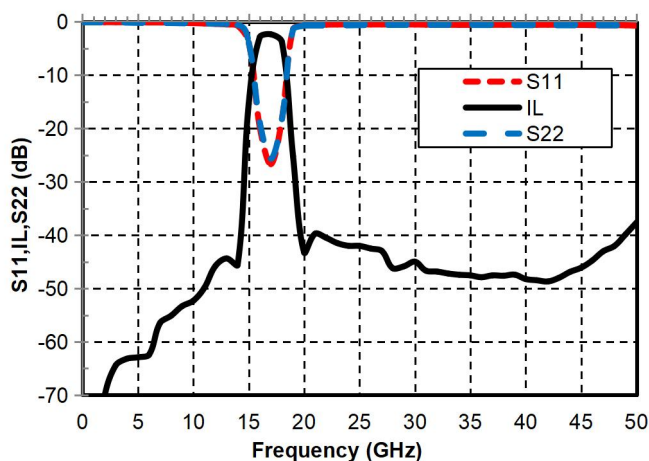
Insertion Loss vs. Operating Frequency



Frequency Response vs. Operating Frequency

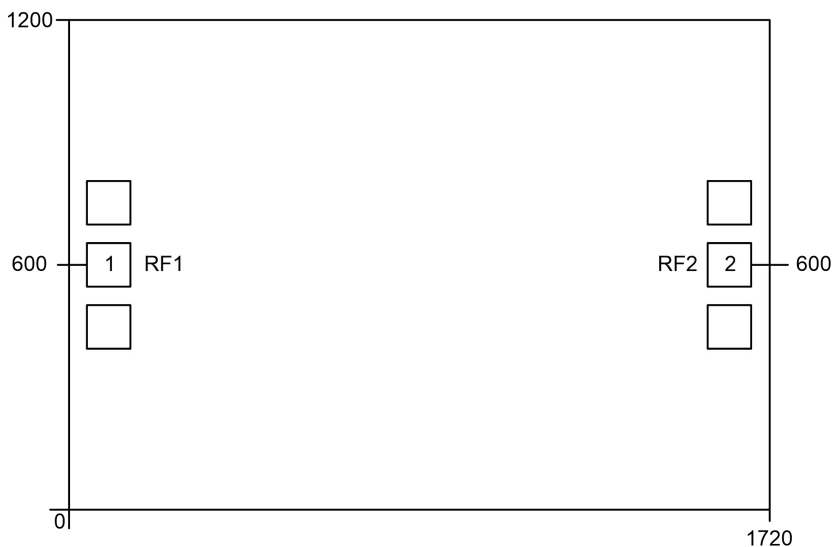


Frequency Response vs. Operating Frequency



GaAs MMIC Bandpass Filter Chip , 15.5-18GHz

Appearance structure



The units in the figure are all micrometers, (chip size tolerance $\pm 50\mu\text{m}$)