

GaAs MMIC 6dB Equalizer Chip , 1-18 GHz

Performance characteristics

- Frequency range: 1-18 GHz
- Equalization Amount : 6 dB
- Insertion loss: 1.0dB@18GHz
- 50Ohm input / output
- Chip size: DFN 2X2 mm

Use the limit parameter

Maximum input power	+30dBm
Operating temperature	-55 ~ +85°C
Storage temperature	-65 ~ +150°C

Product Introduction

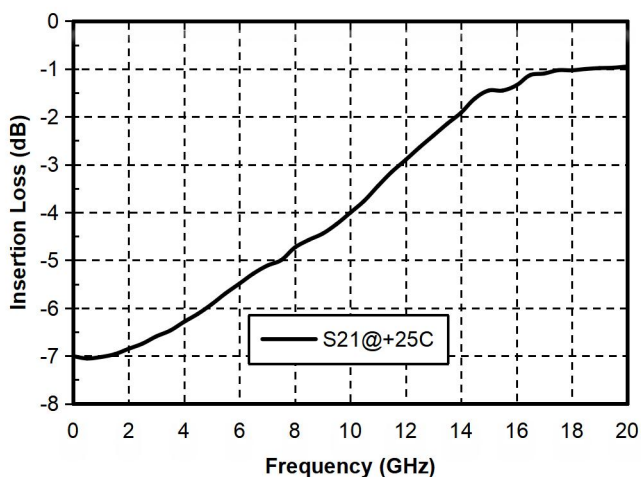
GEQ-02186-DF2 is a GaAs MMIC equalizer chip, frequency range covers 1 ~ 18 GHz , equalization amount 6 dB , input / output standing wave 1.2/1.2.

Electrical performance parameters (TA = +25°C)

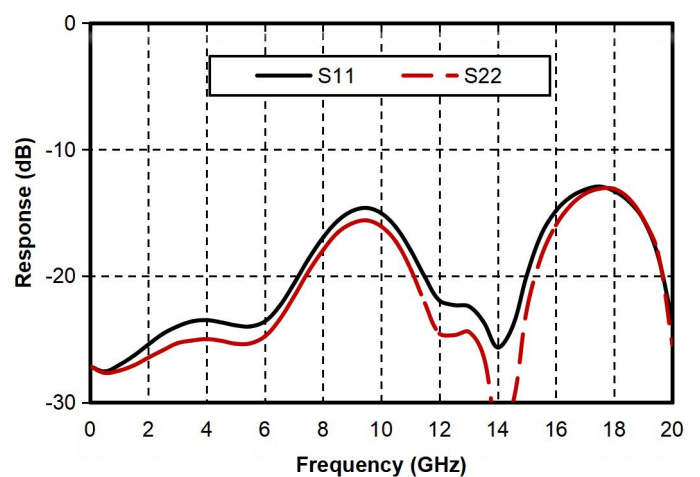
Index	Minimum	Typical Value	Maximum	Unit
Frequency Range	1-18			GHz
Balance		6		dB
Input / output return loss	13/13	19/21	-	dB

Main index test curve

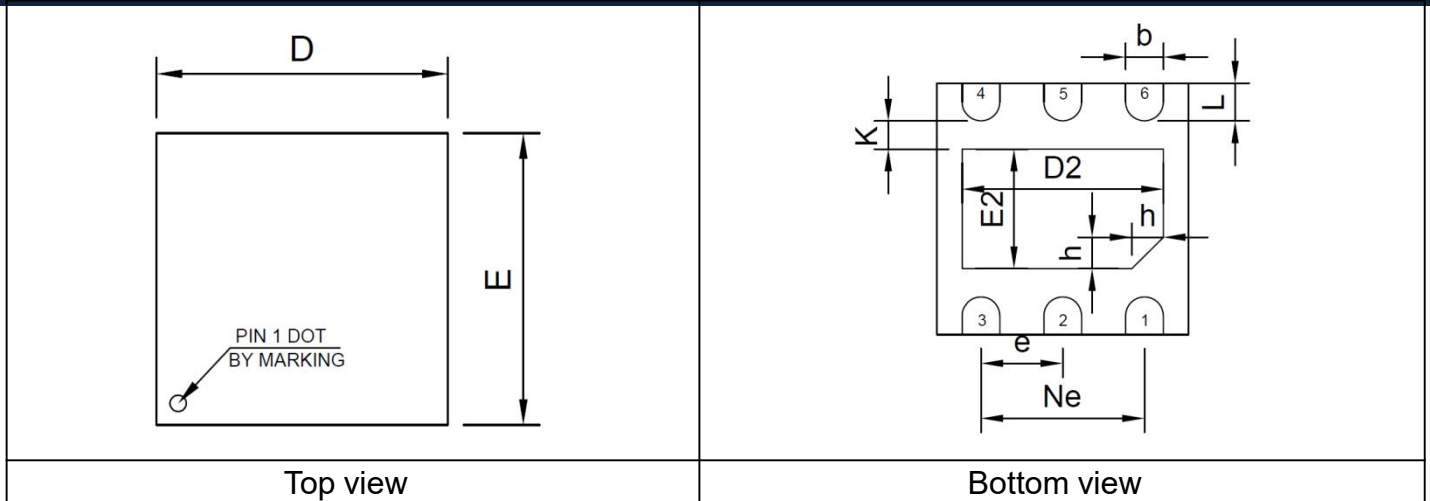
Insertion Loss vs. Operating Frequency



Input /Output Return Loss vs. Operating Frequency

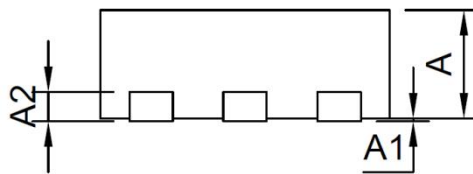


Appearance and structure (units in the figure are all millimeters)



GaAs MMIC 6dB Equalizer Chip , 1-18 GHz

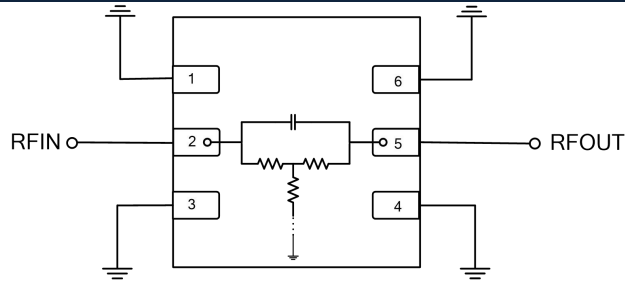
Appearance and structure (units in the figure are all millimeters)



Side View

Mechanical size /mm			
Character	Minimum	Typical Value	Maximum
A	0.70	0.75	0.80
A1	—	0.02	0.05
A2	0.203REF		
b	0.25	0.30	0.35
D	1.90	2.00	2.10
D2	1.5	1.6	1.7
Ne	1.30BSC		
e	0.65BSC		
E	1.90	2.00	2.10
E2	0.85	0.95	1.05
L	0.25	0.30	0.40
h	0.20	0.25	0.30
K	0.20	0.25	0.30

Recommended assembly drawing



Pin Definition

Bonding point number	Function Symbol	Functional Description
2	RFIN	RF signal input terminal, no DC blocking capacitor required
5	RFOUT	RF signal output terminal, no DC blocking capacitor required
1, 3, 4, 6	GND	The bottom of the chip needs to be well grounded to RF and DC