

GaAs MMIC 8dB Equalizer Chip , 0.1-2 GHz

Performance characteristics

- Frequency range: 0.1-2GHz
- Equalization Amount : 8 dB
- Insertion loss: 1.6dB@2GHz
- 50Ohm input / output
- Chip size: QFN 3X3 mm

Use the limit parameter

Maximum input power	+30dBm
Operating temperature	-55 ~ +85°C
Storage temperature	-65 ~ +150°C

Product Introduction

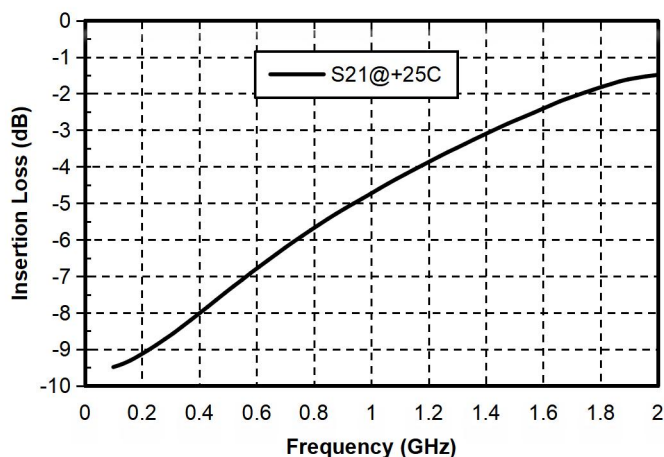
GEQ-001028-CQ3M is a GaAs MMIC equalizer chip, frequency range covers 0.1~2 GHz , equalization amount 8 dB , input / output standing wave 1.2/1.2.The amplifier adopts a 3X3mm surface-mount leadless ceramic tube case, which can achieve airtight packaging.

Electrical performance parameters (TA = +25°C)

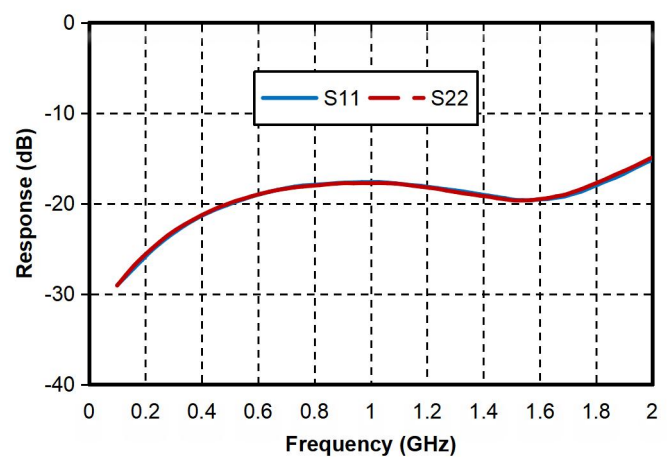
Index	Minimum	Typical Value	Maximum	Unit
Frequency Range	0.1-2			GHz
Balance		8		dB
Input / output return loss	-	19/19	-	dB

Main index test curve

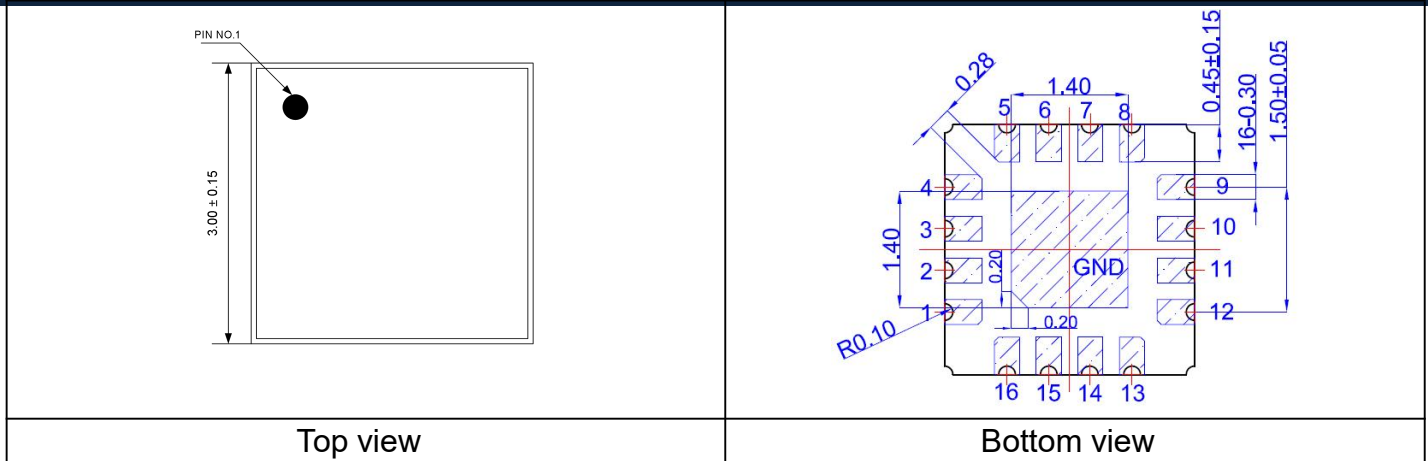
Insertion Loss vs. Operating Frequency



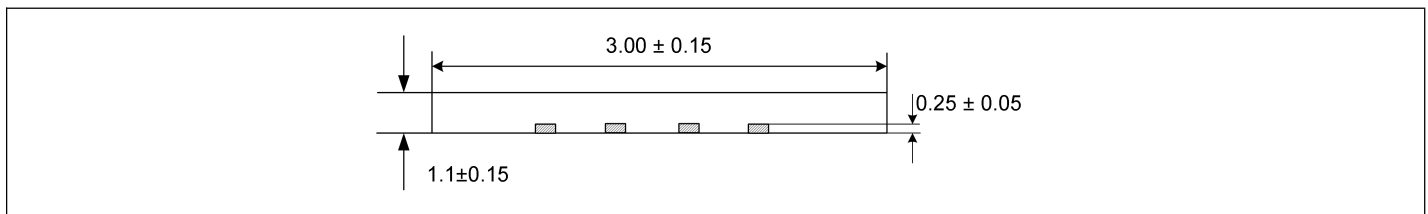
Input /Output Return Loss vs. Operating Frequency



Appearance and structure (units in the figure are all millimeters)



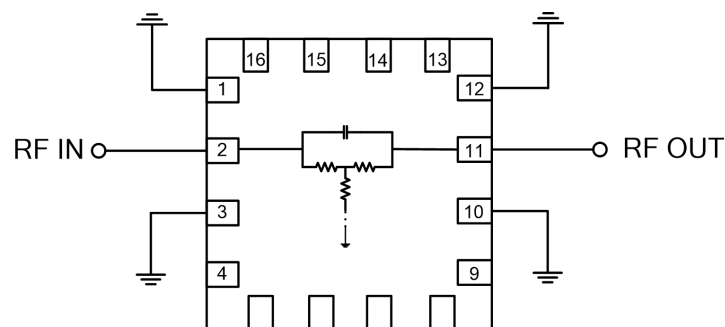
GaAs MMIC 8dB Equalizer Chip , 0.1-2 GHz



Side View

The units in the figures are all millimeters; if not specified, the tolerance is ± 0.1 5mm.

Recommended assembly drawing



Pin Definition		
Bonding point number	Function Symbol	Functional Description
2	RFIN	RF signal input terminal
11	RFOUT	RF signal output terminal
1, 3, 10, 12 , bottom of chip	GND	The pins and the bottom of the chip need to be well grounded to the RF and DC grounds.
Other	NC	Floating or grounded

