

## GaAs MMIC 4dB Equalizer Chip , 0.1-2 GHz

### Performance characteristics

- Frequency range: 0.1-2GHz
- Equalization Amount : 4 dB
- Insertion loss: 1.5dB@2GHz
- 50Ohm input / output
- Chip size: QFN 3X3 mm

Use the limit parameter

Maximum input power	+30dBm
Operating temperature	-55 ~ +85°C
Storage temperature	-65 ~ +150°C

### Product Introduction

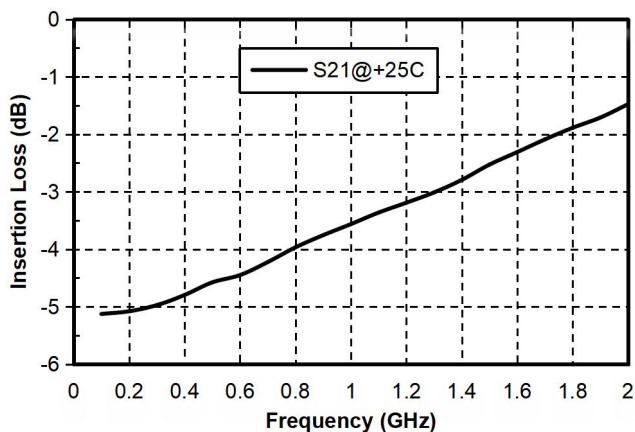
GEQ-001024-CQ3 is a GaAs MMIC equalizer chip, frequency range covers 0.1 ~ 2 GHz , equalization amount 4 dB , input / output standing wave 1.2/1.2. The amplifier adopts a 3X3mm surface-mount leadless ceramic tube case, which can achieve airtight packaging.

### Electrical performance parameters ( TA = +25°C)

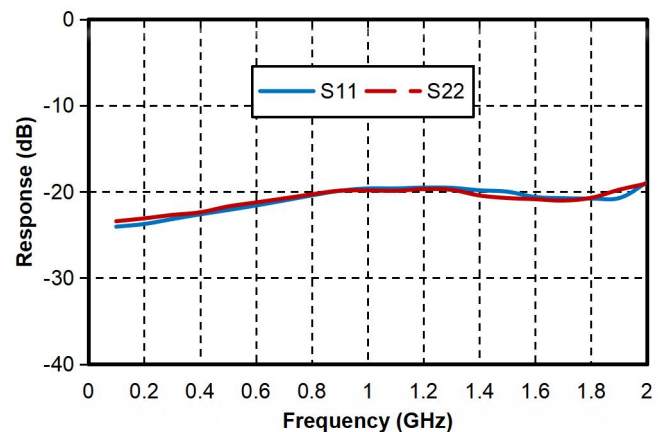
Index	Minimum	Typical Value	Maximum	unit
Frequency Range	0.1-2			G Hz
Balance		4		dB
Input / output return loss	-	20/20	-	dB

### Main index test curve

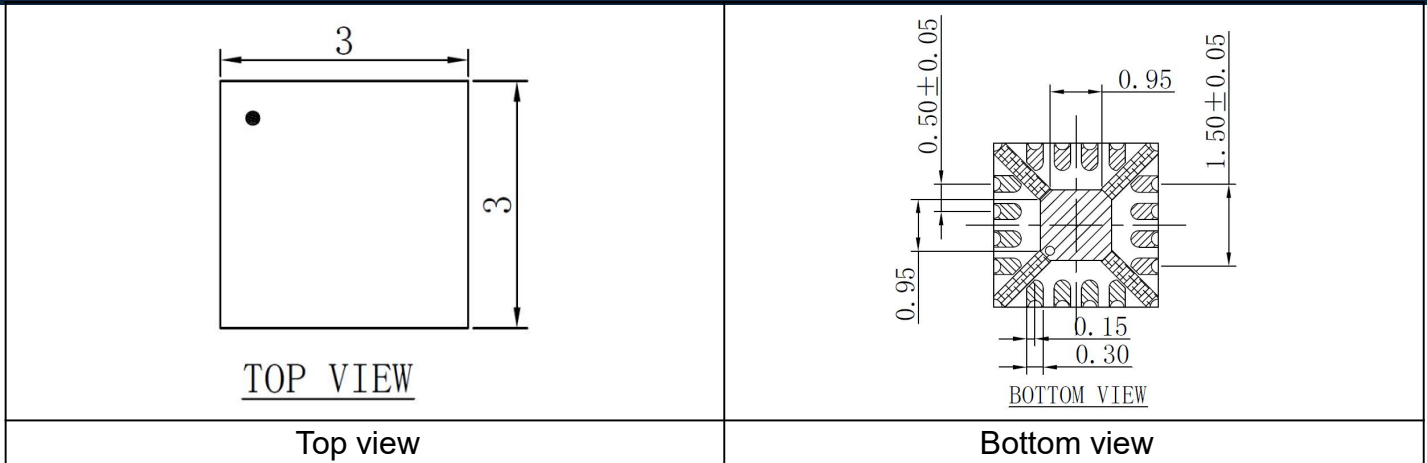
Insertion Loss vs. Operating Frequency



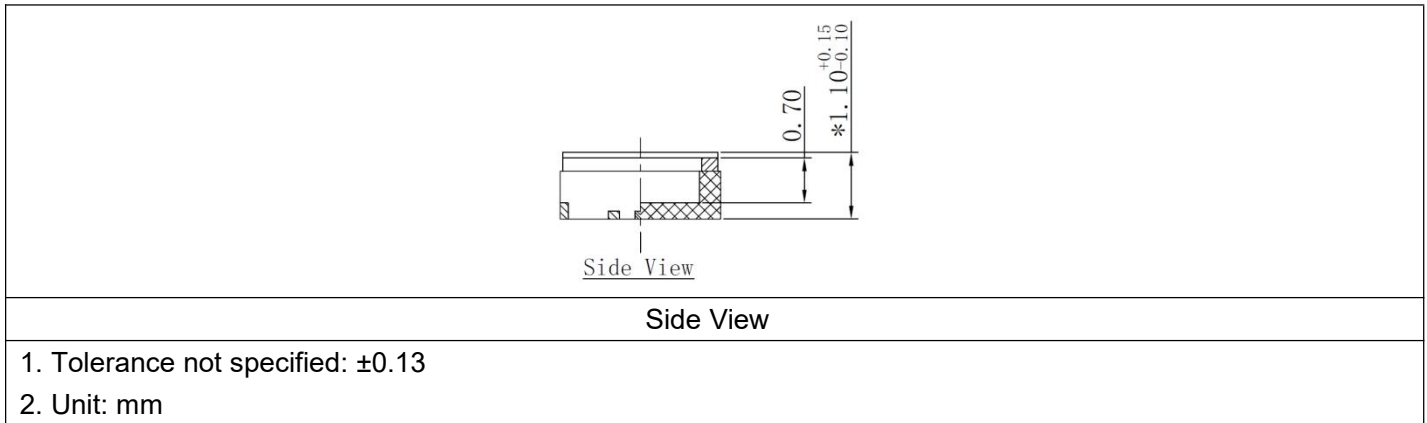
Input /Output Return Loss vs. Operating Frequency



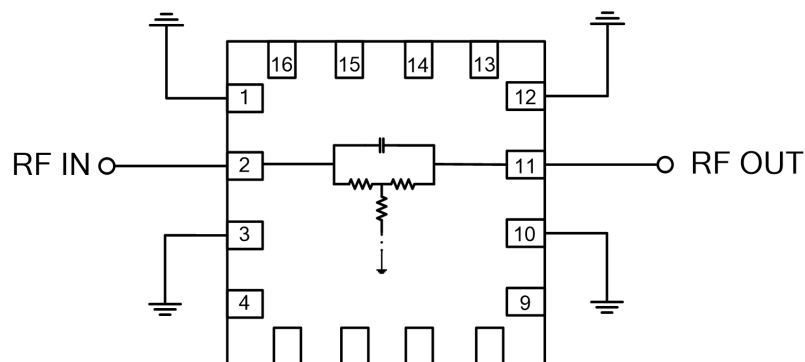
Appearance and structure ( units in the figure are all millimeters )



## GaAs MMIC 4 dB Equalizer Chip , 0.1-2 GHz



### Recommended assembly drawing



### Pin Definition

Bonding point number	Function Symbol	Functional Description

2	RFIN	RF signal input terminal
11	RFOUT	RF signal output terminal
1, 3, 10, 12	GND	The bottom of the chip needs to be well grounded to RF and DC
other	NC	Floating or grounded